

ENGLISH FOR TODAY

Class 1




National Curriculum and Textbook Board, Bangladesh

Prescribed by the National Curriculum and Textbook Board, Bangladesh as a textbook
for Class One as an experimental edition from the academic year 2023

English For Today

Class One



Writers

M S Hoque

Dr. Md. Zulfeqar Haider

Sofiqul Islam

Md. Babul Akhter

Naina Shahzadi

Mohd. Golam Mostafa

Art Direction

Hashem Khan

2024



National Curriculum and Textbook Board, Bangladesh

Published by
National Curriculum and Textbook Board, Bangladesh
69-70, Motijheel Commercial Area, Dhaka-1000

(All rights reserved by the publisher)

First experimental edition: October, 2022
Reprint : July, 2023

Illustrators

Mamun Hossain
Nargis Akter Punom

Computer Graphics

Jahirul Islam Bhuiyan Shetu

Design

National Curriculum and Textbook Board, Bangladesh



For free distribution under PEDP-4 of Ministry of Primary and Mass Education
by the Government of the People's Republic of Bangladesh.

Printed by:

2024

Preface

Children create beautiful world of boundless imagination in their mind. Many colourful images flock there. To invigorate this world of imagination with proper education philosophers, development psychologists, child specialists and educationists are working relentlessly. They are making constant effort to address how a child’s mind and brain work. Effective education ensures a child’s all-round development through the proper use of their unlimited sense of wonder, curiosity, enjoyment, interest and enthusiasm. In keeping with the effort to ensure a balanced development of the children through active and experiential learning the National Curriculum of Bangladesh has been revised in the year 2021.

According to the instructions of Hon’ble Prime Minister Sheikh Hasina, National Curriculum and Textbook Board (NCTB) has been distributing free textbooks to the learners of pre-primary to grade ten level since 2010. As per her directions, NCTB has also arranged the learning competencies in the new revised curriculum emphasizing creating learning experiences considering global and local needs, the 4th Industrial Revolution, SDG 4 (Sustainable Development Goals) and Bangladesh’s Vision 2041. The English language textbook **“English for Today”** has also been produced addressing all the requirements.

There has been a growing need of English language proficiency in the rapidly changing, technology-driven world of the 21st century. With a view to addressing the need, the new revised curriculum aims at enabling the learners to carry out their day-to-day activities in any English-speaking context. As such, the textbook has been designed to facilitate their effective communication through four basic language skills, proper pronunciation, integration of both local and global cultures, inclusiveness and 21st century skills like critical thinking, problem solving and creativity.


The dedication of the contributors – writers, editors, evaluators, reviewers, coordinators, and personnel supporting its printing and publication has enriched the textbook. As the book has been produced within a very short time, any constructive suggestions for further improvement of the textbook will be highly appreciated. I believe that the use of this textbook will be proved effective and impactful for all the children of our primary education system.

Professor Md. Farhadul Islam
Chairman

National Curriculum and Textbook Board, Bangladesh



Contents



Unit-1

Page

Greetings and Farewells

Lesson 1: Good Morning (1)	2
Lesson 2: Good Morning (2)	4
Lesson 3: How Are You? (1)	5
Lesson 4: How Are You? (2)	7
Lesson 5: Goodbye	8
Lesson 6: A Rhyme: Two Little Blackbirds	9

Unit-2

Alphabet and Numbers

Lesson 1: The Alphabet Song	12
Lesson 2: aA-bB	14
Lesson 3: cC-dD	17
Lesson 4: Numbers 1-2	20
Lesson 5: Two Little Hands	22
Lesson 6: eE-fF	23
Lesson 7: Numbers: 3-4	26
Lesson 8: Counting cats	28
Lesson 9: gG-hH	29
Lesson 10: Numbers 5-6	32
Lesson 11: iI-jJ	34
Lesson 12: Numbers 7-8	37
Lesson 13: kK-lL	39
Lesson 14: mM-nN	42
Lesson 15: Numbers 9-10	45
Lesson 16: oO-pP	48
Lesson 17: qQ-rR	51
Lesson 18: sS-tT	54
Lesson 19: uU-wW	57
Lesson 20: xX-zZ	60
Lesson 21: Review of aA-zZ	63

Unit-3

Page

Classroom Instructions

Lesson 1: Classroom Instructions 1	65
Lesson 2: Classroom Instructions 2	67
Lesson 3: Classroom Instructions 3	70

Unit-4

Questions and Answers

Lesson 1: Self-introduction	75
Lesson 2: In the Village	76
Lesson 3: In the City	78
Lesson 4: At Home	80
Lesson 5: In the Classroom	82
Lesson 6: Review Lesson	84

Unit-5


Rhymes and Sounds

Lesson 1: Animal Sounds	86
Lesson 2: Where Do You Live?	89
Lesson 3: A Family Tree	92



Unit - 1

Greetings and Farewells





A What do you see in the picture? Who are they?



B Listen and repeat in chorus, then in small groups, and individually.

Good morning, good morning.

How are you? How are you?

I am fine. Thank you.

I am fine. Thank you.


C Look, listen and repeat.



D Say in pairs.




E Say in pairs.




(Continue...)

A Look, listen and say.




B Look, listen and say.

(Repeat...)




(Continue...)

C Say in pairs.



A Listen and say. Work in pairs.




B Listen and say. Work in pairs.




C Look, listen, repeat and say.



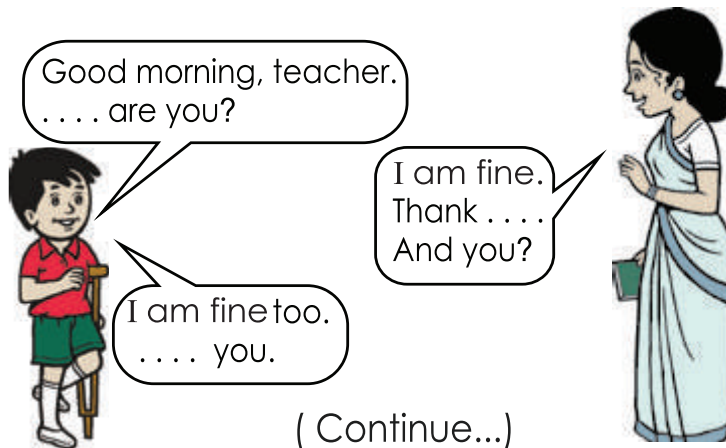
D Listen and say in pairs.



A Look, listen and say.



B Listen and say the missing words.



C Say the missing words in the dialogue between Shihab and Rita.




A Look, Listen and say.




(Repeat...)

B Say in pairs.

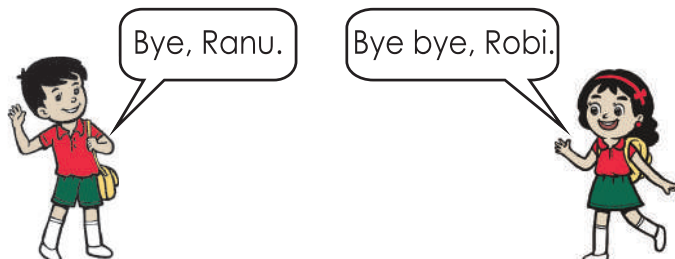


(Continue...)

C Say in pairs.



D Say in pairs.



A What do you see in the two pictures?


Listen and repeat in chorus with appropriate gestures.

Two Little Blackbirds




Two little blackbirds
Sitting on a wall.
One called Peter,
One called Paul.


Fly away Peter,
Fly away, Paul.
Goodbye, Peter,
Goodbye, Paul.



B Repeat after your teacher in pairs.



C Chain drill. Recite in groups.



D Listen and respond.

Teacher: Good morning, (S1).

S1:

S2: How are you?

S3:ThankAnd you?

S2: Fine


S4 Lana: Goodbye, Mahi

S5 Mahi:



Unit - 2

The Alphabet and Numbers



A Listen and sing.

a b c d e f g

h i j k l m n o p

l m n o p q r s t

u v w x y z

x y z oh, dear me!

When shall I learn my a b c ?

B Sing The Alphabet Song in groups.



C Look at the letters. Listen and repeat.





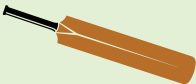

D Look and trace.



A Look at the picture. Say the names of the things.



B Look, listen and say.

	ant	a	Ant	A
	apple	a	Apple	A
	bat	b	Bat	B
	ball	b	Ball	B

C Listen, say and read.

a A b B

D Trace in the air. Trace and write.

a a a

A A A

b b b

B B B

E Read and match the small and capital letters.

b


a

A

B

F Look at the pictures. Write the first letter of each word in both the small and capital forms in the given boxes.

Two empty boxes for writing the first letter of the word 'Soccer'.





Four empty boxes for writing the first letter of the word 'Ants'.



Two empty boxes for writing the first letter of the word 'Cricket bat'.





G Project: Letter craft. See the pictures and make your own fun letters.



A Look at the picture in pairs. Say the names of the things that you see.



B Look, listen and say.

	cat	c	Cat	C
	cow	c	Cow	C
	dog	d	Dog	D
	duck	d	Duck	D

C Listen, say and read.

c C d D

D Trace in the air. Trace and write.

c c c

C C C

d d d

D D D

E Read and match the small and capital letters.

a

c

B

d

b


D

A

C



F Look at the picture.

Write the first letter to say the name of each animal or object in the picture.



G Project: Letter craft.

See the pictures and make your own fun letters.

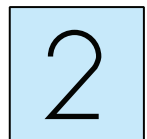
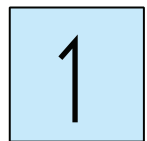




A What do you see in the picture?



B Look, listen and say. Read the numbers.










C Trace in the air. Trace and write.

1	1	1	1		
2	2	2	2		

D Count the number of animals in each picture and write the numbers in the small box.

		
<input type="text"/>	<input type="text"/>	
		
<input type="text"/>	<input type="text"/>	<input type="text"/>

A Look, listen and say.

Two little hands



Two little hands to
Clap, clap, clap



Two little legs go
Tap, tap, tap



Two little eyes are
Open wide



One little head goes
Side to side.


B Recite and act out the rhyme.



A Look at the picture. Say the names of the things that you see.



B Look, listen and say.

	egg	e	Egg	E
	eagle	e	Eagle	E
	fish	f	Fish	F
	frog	f	Frog	F

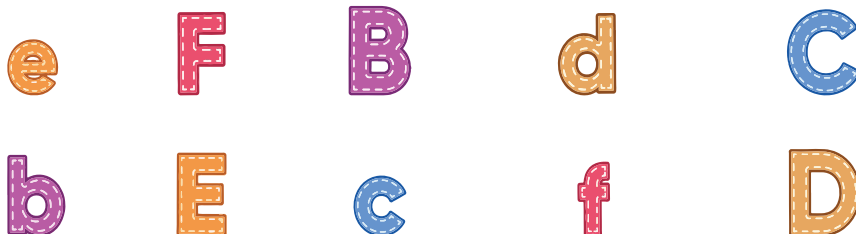
C Listen, say and read.

e E f F


D Trace in the air. Trace and write.



E Read and match the small and capital letters.



F Look and say what you see in the pictures. Write the missing letter to make a word (for the object). Now say the missing letter.

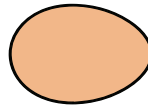


.....ISH

.....AGLE



.....rog



.....gg

G Game: Close your eyes. Touch and feel one wooden/plastic letter. Guess and say which letter it is. Now open your eyes and write the letter.




A What do you see in the picture?



B Look, listen and say. Read the numbers.



3







4





C Trace in the air. Trace and write.

3	3	3	3		
4	4	4	4		

D Count and write the number of petals in each flower.

			
<input type="text"/>	<input type="text"/>	<input type="text"/>	<input type="text"/>

E Let us draw things from numbers. Follow the clues given below. Draw, colour and display the pictures in your classroom.



1 	2 	3 	4 
---------------------------------------------------------------------------------------	---------------------------------------------------------------------------------------	---------------------------------------------------------------------------------------	-----------------------------------------------------------------------------------------

A Look, listen and say.


Counting cats



1 cat, 2 cats.
Brown cat, white cat.


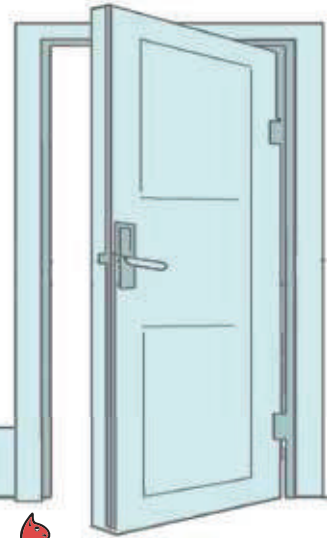


3 cats, 4 cats.
Black cat, red cat.



Count the cats in front of the door.

1 2 3 4



B Recite and act out the rhyme.

A Look at the picture. Say the names of the things.



B Look, listen and say.

	goat	g	Goat	G
	girl	g	Girl	G
	hen	h	Hen	H
	home	h	Home	H

C Listen, say and read.

g G h H

D Trace in the air. Trace and write.

g g g

G G G

h h h

H H H

E Read and match the small and capital letters.

G

d

F

h

e

D

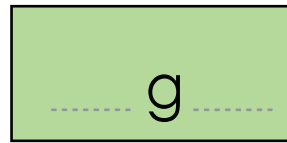
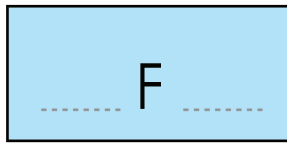
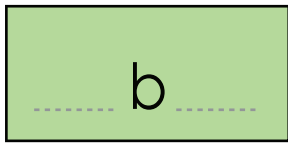
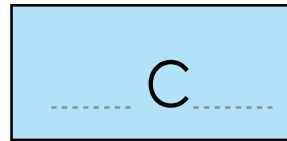
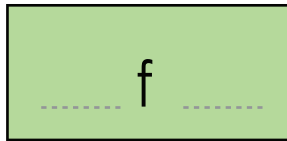
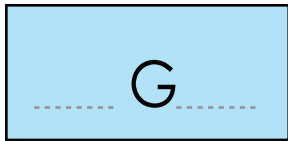
H

g



E

f

F Write the letters that come before and after the letter given in each box below. Read and share with your partner.




G Project: Letter craft.
See the pictures and make your own fun letters.



A Look at the picture. Count the birds and rail coaches.




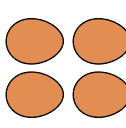

B Look, listen and say. Read the numbers.





C Trace in the air. Trace and write.

5	5	5	5		
6	6	6	6		

D Count the number of things or objects in each picture and write the number in the next box.

	<input type="text"/>		<input type="text"/>		<input type="text"/>
-------------------------------------------------------------------------------------	----------------------	-------------------------------------------------------------------------------------	----------------------	--------------------------------------------------------------------------------------	----------------------

	<input type="text"/>		<input type="text"/>
-------------------------------------------------------------------------------------	----------------------	--------------------------------------------------------------------------------------	----------------------

- A** Look at the picture in pairs.
Say the names of the things and figures that you see.



- B** Look, listen and say.

	insects	i	Insects	I
	ice	i	Ice	I
	jug	j	Jug	J
	jeep	j	Jeep	J

C Listen, say and read.

i

I

j

J

D Trace in the air. Trace and write.



E Read and match the small and capital letters.

i

G

J

f

H

j


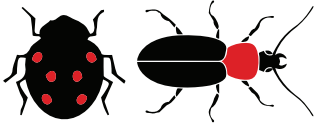


F

I


g

h

F Say what you see in each picture. Write the first letter of that word in both the small and capital forms in the given boxes.

	<p>.....</p>	<p>.....</p>
	<p>.....</p>	<p>.....</p>
	<p>.....</p>	<p>.....</p>
	<p>.....</p>	<p>.....</p>

G Project: Letter craft.
See the pictures and make your own fun letters.








A What do you see in the picture?



B Look, listen and say. Read the numbers.





C Trace in the air. Trace and write.

7	7	7	7		
8	8	8	8		

D Count the objects that you see in each picture. Match with the numbers.

	7
	3
	2
	8
	5
	6
	4

A Look at the picture in pairs. Say the names of the things and figures that you see.



B Look, listen and say.

	kite	k	Kite	K
	kingfisher	K	Kingfisher	K
	lotus	l	Lotus	L
	leaf	l	Leaf	L

C Listen, say and read.

k K i l

D Trace in the air. Trace and write.



E Read and match the small and capital letters.

K

J

i

l

C

j

k

i

C

L

- F** Game: Close your eyes. Touch and feel each of the wooden/ plastic letters k / K and l / L. Guess and say which letter it is. Now open your eyes and write the letter.


- G** Look at the pictures. Listen and say the name of the objects that you see. Match a picture with the first letter of the name. Share with your partner.



L



H



g

j



K



A Look at the picture in pairs. Say the names of the things and objects that you see.



B Look, listen and say.

	moon	m	Moon	M
	mango	m	Mango	M
	net	n	Net	N
	nest	n	Nest	N

C Listen, say and read.

m M n N

D Trace in the air. Trace and write.






E Read and match the small and capital letters.

m k L E N
K i M n e

F Look and say what you see in each picture. Write the missing letters to make a word (for the picture). Now say the missing letters.




G Project: Letter craft.
See the pictures and make your own fun letters.




A What do you see in the picture?



B Look, listen and say. Read the numbers.










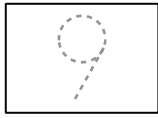


9





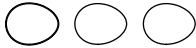


10

C Trace in the air. Trace and write.




D Count the pictures and write the number/numbers in the box against it/them. Read the numbers.



E Look, listen and recite.


One, Two, Three, Four, Five

One, two, three, four, five,
Once I caught a fish alive.
Six, seven, eight, nine, ten,
Then I let it go again.







F Recite and act out the rhyme.

A Look at the picture in pairs. Say the names of the things and objects that you see.




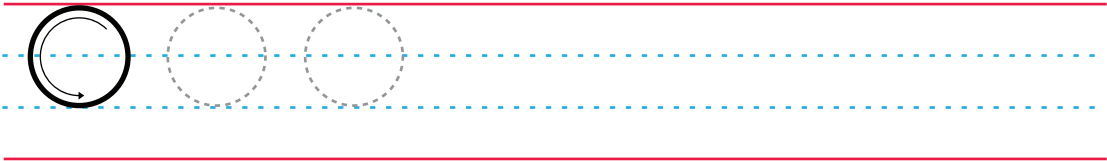
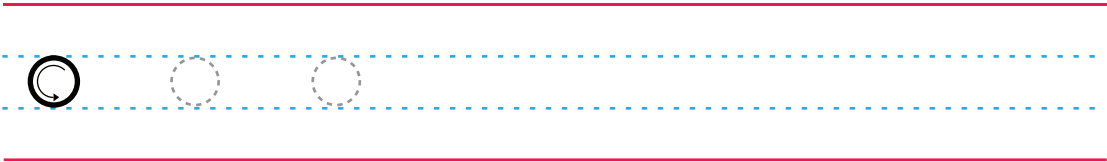
B Look, listen and say.

	ox	o	Ox	O
	oil	o	Oil	O
	pen	p	Pen	P
	pot	p	Pot	P


C Listen, say and read.

o O p P

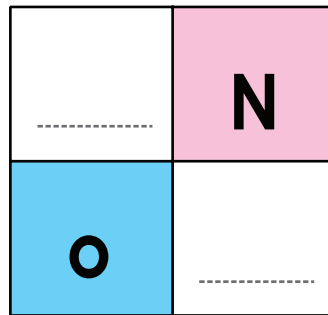
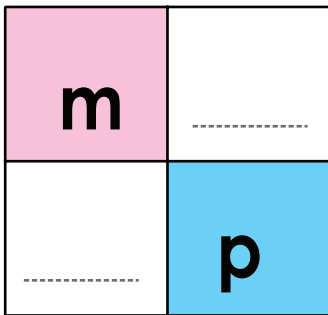
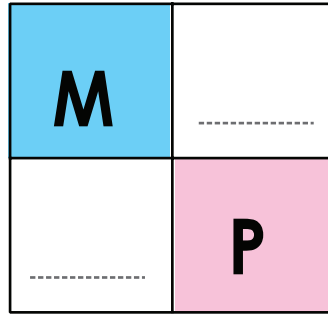
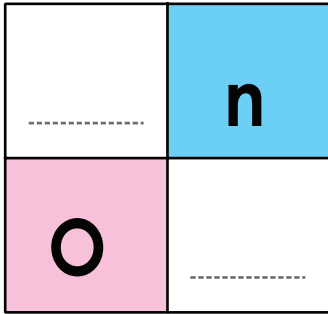
D Trace in the air. Trace and write.






E Read and match the small and capital letters.



F Write the missing letters.







G Project: Letter craft.
See the pictures and make your own fun letters.



A Look at the picture. Say the names of the things and objects that you see.



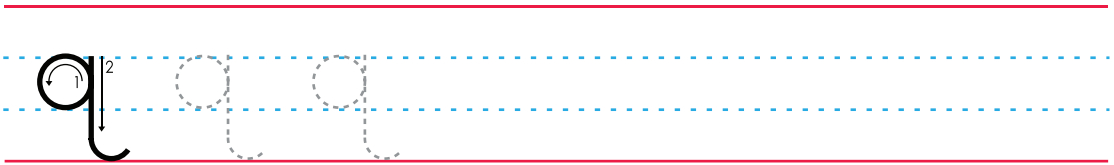
B Look, listen and say.

	quilt	q	Quilt	Q
	queen	q	Queen	Q
	ruler	r	Ruler	R
	rat	r	Rat	R

C Listen, say and read.

q Q r R

D Trace in the air. Trace and write.



E Read and match the small and capital letters.

h

r

D

p

Q

R

P

H

q

d

F What do you see in the pictures?

Write the missing letter to complete the name of who or what you see.



--- U --- E ---



RU --- E ---




--- --- t




--- U --- --- t

G Project: Letter Craft.




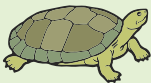
See the pictures and make your own fun letters.



- A** Look at the picture. Say the names of the things and objects that you see.



- B** Look, listen and say.

	sun	s	Sun	S
	sky	s	Sky	S
	tomato	t	Tomato	T
	turtle	t	Turtle	T

C Listen, say and read.

s S t T

D Trace in the air. Trace and write.

s s s

S S S

t t t

T T T

E Read and match the small and capital letters.

s

Q

M

r

t

q

S

R

T



m

F Game: Close your eyes. Touch and feel the wooden/plastic letters s / S and t / T. Guess and say which letter it is. Now open your eyes and write the letter.

Handwriting practice lines consisting of three sets of horizontal lines. Each set includes a solid top line, a dashed middle line, and a solid bottom line.

G Project: Letter craft.
See the pictures and make your own fun letters.

H



A Look at the pictures. Say the names of the things and objects that you see.



B Look, listen and say.

	umbrella	u	Umbrella	U
	van	v	Van	V
	water	w	Water	W

C Listen, say and read.

u

U

v

V

w

W

D Trace in the air. Trace and write.

U U U

U U U

v v v

V V V

w w w

W W W

E Read and match the small and capital letters.

U

w

v

C

t

N

T

V





c

u


n

W


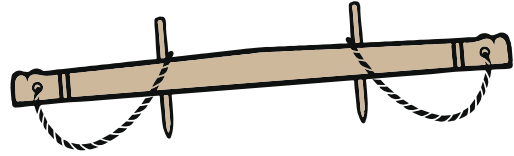
F Say the name of things that you see in each picture. Write the first letter of that word in both the small and capital forms in the given boxes.


G Project: Letter craft.
See the pictures and make your own fun letters.



A Look at the pictures in pairs. Say the names of the things and objects that you see.



B Look, listen and say.

	x-ray	x	X-ray	X
	yoke	y	Yoke	Y
	zebra	z	Zebra	Z

C Listen, say and read.

x X y Y z Z

D Trace in the air. Trace and write.

x X x X x X

x X x X x X

y Y y Y y Y

y Y y Y y Y

z Z z Z z Z

z Z z Z z Z




E Read and match the small and capital letters.

E x t Y K z

T y e X Z k

F Game: Close your eyes. Touch and feel the wooden/plastic letters x / X, y / Y and z / Z. Guess and say which letter it is. Now open your eyes and write the letter. (Continue with other letters too)

G Project: Letter craft.
See the pictures and make your own fun letters.




A Write the letters **a A** to **z Z** and read.

Handwriting practice lines consisting of solid red top and bottom lines and a dashed blue middle line, repeated 10 times.


Unit - 3

Classroom Instructions



Lesson 1 Classroom Instructions 1 Unit 3

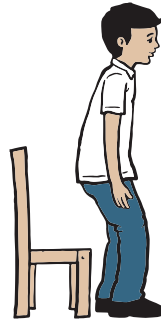
A Look, listen and say.



B Look, listen and say.



C Listen, say and point to the right picture.




Sit down, please.

Come in, please.

Stand up, please.

Listen, please.

Come here, please.



D Role play. Make groups of 3. Now, take turns to play the roles of the teacher. Follow the model below.

Teacher : [Enters the class] Good morning, students.

Students : [Stand up from seat] Good morning, teacher. How are you?

Teacher : I am fine. Thank you. Sit down, please. [Pointing to the seats]

Students : [Taking the seats] Thank you, teacher.

Teacher : [Pointing to a student named Kazi] Kazi, stand up please.


Kazi : [Stands up] Yes, teacher.

Teacher : Now, come here [pointing to the front of the classroom]

Kazi : Sure, teacher. [Leaves his seat and walks to the front]

Lesson 2 Classroom Instructions 2 Unit - 3

A Look, listen and say.



B Look, listen and say.



Lesson 2 Classroom Instructions 2 Unit - 3

C Listen and point to the right picture.

Show me your book, please.

Open your bag, please.

Go to your seat, please.

Open your bag, please.

Go to the door, please.



D Game: Simon says.

Play the game in pairs. Follow your teacher's instruction.

Stand up, please.

Come here, please.

Sit down, please.

Go to your seat, please.

Open your book, please.

Show me your book, please

Open your bag, please.

Go to the door, please.

**Example**

Student A: Simon says, stand up.

Student B: (Student B stands up)

Student A: Simon says, sit down.



Student B: (Student B sits down).

Student A: Show me your book, please.



Student B: (Does not show the book because the instruction did not come with 'Simon says').

Lesson 3 Classroom Instructions 3 Unit - 3

A Look, listen and say.



B Look, listen and say.



Lesson 3 Classroom Instructions 3 Unit - 3

C Listen, say and point to the right picture.

Look at the picture.


Look at the board.

Say, 'A', please.

Look at the number.

Listen, please.

Write 'A', please.







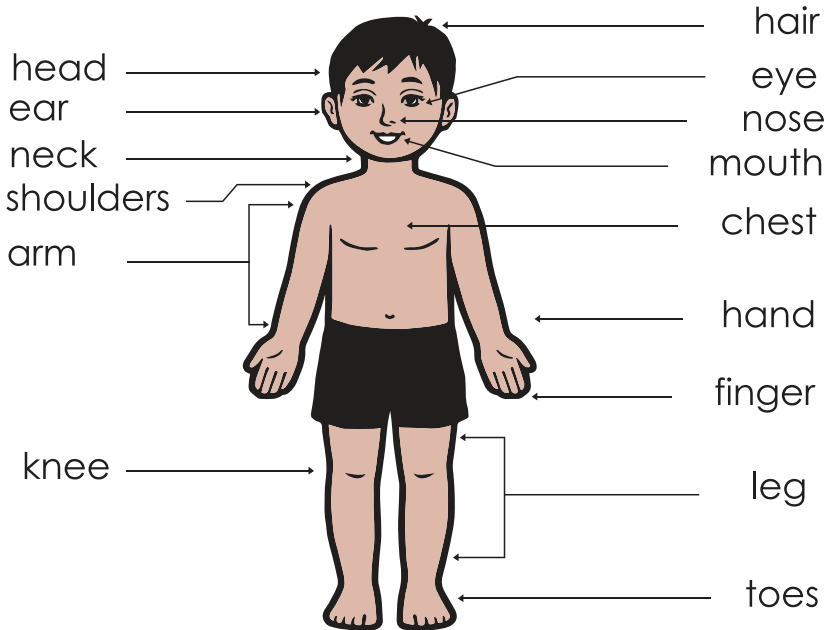
Lesson 3 Classroom Instructions 3 Unit - 3

D Review of instructions.

What does your teacher say when s/he asks you to do the following acts?



E Look, listen and say.




F Body parts song:

The Song

Head,
Shoulders, knees and toes
Knees and toes
Head,
Shoulders, knees and toes
Knees and toes
And eyes
And ears
And mouth and nose
Head,
Shoulders, knees and toes
Knees and toes.

Unit - 4

Questions and Answers



A Look, listen and say.

Hi ! I'm your English teacher.
What's your name?

Hi, I'm Rita.



(Continue)

B Work in pairs.

Hi ! I'm Nue Ching.
What's your name?

Hi , Nue Ching.
I'm Nafis.



(Continue)

C Chain drill.

S1 : Hi, I'm..... (own name).

What's your name?

S2 : Hi, I'm..... .


What's your name?

S3 : Hi, I'm..... .

What's your name?


(Continue)

A What do you see in the picture? Say the names of things that you see.



B Look, listen and say.

What's this?



a river



(Continue ...)

C Point and look. Ask and answer in pairs.

What's this?

a house



What's this?

a boat




(Continue ...)

A What do you see in the picture? Say the names of things and objects that you see.



B Look, listen and say.

What's this?



a zebra crossing



(Continue ...)

C Point and look. Ask and answer in pairs.

What's this?

a footpath



What's this?

a bus




(Continue ...)

- A** What do you see in the picture? Say the names of things and objects that you see.




B Look, listen and say.




C Say the names of some of the things you find in your own home.

A What do you see in the classroom? Say the names of what you see.




Lesson 5 In the Classroom Unit - 4


B Look, listen and say.



C Point and look. Ask and answer in pairs.



A Game: Pick up a flashcard and say what is shown on this.



B Game:

T<-->S: Throw a ball and ask the question:

Hi, I'm What's your name?


The student who gets the ball, will answer the question.

(Continue)


C Draw an object or animal you find in your village or city and colour it. Display your picture in your classroom.

Unit - 5

Rhymes and Sounds



- A** Look at the pictures. Do you know these animals?
Can you tell their names?



- B** Song: Listen and repeat.

Animal Sounds

The dog says woof
Woof, woof, woof.



The cat says meow
Meow, meow, meow.

The duck says quack
Quack, quack, quack.

The hen says cluck
Cluck, cluck, cluck.

The mouse says squeak
Squeak, squeak, squeak.

The cow says moo
Moo, moo, moo.



These are the sounds that the animals make

And I can make these sounds too

Woof, woof, woof

Meow, meow, meow

Quack, quack, quack

Cluck, cluck, cluck

Squeak, squeak, squeak

Moo, moo, moo oooo.

C Get into small groups. One member shows an animal picture, other members make its sound.

D Pairwork: Listen to what an animal says. Then say the sound, e.g.



The cat says,
meow.

Meow, meow,
meow.



E Pairwork:



The dog says,
woof.

Woof, woof,
woof.




The cat says,
meow.


Meow, meow,
meow.




F Sing the song with your teacher in chorus.

G Look, point and say.

a dog




a cow




a duck



a mouse



a cat

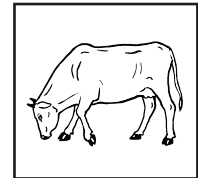


a hen

H Pairwork


1. T: Stand up. Go to the board.
What's this (pointing to an animal, e.g. a cow)?
S: a cow
T: Make its sound.
S: Moo, moo, moo.

(Continue....)



2. S1: Stand up. Go to the board.
What's this (pointing to an animal, e.g. a cat)?
S2: a cat
S1: Make its sound.
S2: Meow, meow, meow.

(Continue)




A Look at the pictures and say the names.


Repeat the names after your teacher.




a rabbit



a cow



a lion



a monkey



a spider

B Teacher points to a picture and students say the name in chorus.

C Listen to the rhyme. Repeat after your teacher.

Father Rabbit, Father Rabbit, where are you?

Here I am.

Where do you live?

I live in a burrow



Mummy Cow, Mummy Cow, where are you?

Here I am.

Where do you live?

I live in a cowshed.



Brother Lion, Brother Lion, where are you?

Here I am.

Where do you live?

I live in a den.



Sister Parrot, Sister Parrot, where are you?

Here I am.

Where do you live?

I live in a nest.



Baby Spider, Baby Spider, where are you?

Here I am.

Where do you live?

I live in my web.




Dear Friend, Dear Friend, where are you?

Here I am.

Where do you live?

I live in our house.



- D** Listen to the first line and say the second one.
Next, listen to the third line and say the fourth.
- E** Work in groups of four. One group asks and the other group answers. By taking turns complete reciting the rhyme.
- F** Recite the whole rhyme.

A Look at the pictures. Who are they?



Grandmother



Sister



Brother



Mother



Father




Grandfather

B Look at the tree. Ask and answer.

T: Who is this?

Ss: Father

(Continue ...)



C Work in pairs.

T: (pointing to a picture) Who is this?

S: Grandmother

(Continue ...)

S1: Who is this?

S2:

(Continue)

D Listen to the song and repeat after your teacher.**Family**

Father, mother, brother, sister,

Grandpa and granny too.

We live and help one another

As all loving families do.

E Sing the song individually.**F** Now draw your own family tree and colour it.
Say who is in each circle.

The End

Academic year 2024, Class One- English



Unity is Strength

তথ্য, সেবা ও সামাজিক সমস্যা প্রতিকারের জন্য ৩৩৩ কলসেন্টারে ফোন করুন

নারী ও শিশু নির্যাতনের ঘটনা ঘটলে প্রতিকার ও প্রতিরোধের জন্য ন্যাশনাল হেল্পলাইন সেন্টারে
১০৯ নম্বর-এ (টোল ফ্রি, ২৪ ঘন্টা সার্ভিস) ফোন করুন



National Curriculum and Textbook Board, Bangladesh

For free distribution by the Government of the People's Republic of Bangladesh